



2022-04-20 00:11:47
 Choose competition:
 2022 Apollo Projects New Zealand Age Group Swimming Championships ▼
 Choose language:
 🇺🇵 🇬🇧 🇩🇰 🇫🇮 🇷🇺

Choose an alternative: **Home** Competitions Program **Results** By event Filearchive LIVE

Results for 2022 Apollo Projects New Zealand Age Group Swimming Championships

Below are all results from the competition shown by session.

Choose session: **Session 1** Session 2 **Session 3** Session 4 Session 5 Session 6 Session 7 Session 8 Session 9 Session 10
 Session 11 Session 12

Session Three - Heats

Results

2022 Apollo Projects NZ Age Group Swimming Championships

Place: Wellington Regional Aquatic Centre Organizer: Swimming New Zealand
 Pool: 50m Competition Date: Apr 19, 2022 to Apr 24, 2022

Event 10, 400m Freestyle Women 13 years - Heat

NZR	4:02.28	Erika Fairweather	NEPOT (NZL)		7/25/2021
18yr NZR	4:04.37	Erika Fairweather	2003 Neptune Swim Club (NZL) Auckland (NZL)		4/5/2022
17yr NZR	4:02.28	Erika Fairweather	2003 OT (NZL)		4/8/2021
16yr NZR	4:07.23	Erika Fairweather	OT (NZL)		2/15/2007
15yr NZR	4:08.78	Erika Fairweather	OT (NZL)		8/23/2019
14yr NZR	4:13.55	Erika Fairweather	OT (NZL)		8/25/2018
13yr NZR	4:27.27	Verity Hicks	CO (NZL)		4/11/2002
JPP QT	4:23.28				


Rank	Name	Age Team	R.T.	FINA	Time	Diff
1	Ava Wilson	13 Carterton Swimming Club	+0.65		4:50.33	Q
	50m: 31.15	100m: 1:06.93 (35.78)		150m: 1:44.25 (37.32)	200m: 2:21.76 (37.51)	
	250m: 2:59.38 (37.62)	300m: 3:37.49 (38.11)		350m: 4:14.97 (37.48)	400m: 4:50.33 (35.36)	
2	Marina Nadilo	13 Capital Swim Club	+0.68		4:52.76	+2.43 Q
	50m: 31.81	100m: 1:07.60 (35.79)		150m: 1:46.27 (38.67)	200m: 2:23.47 (37.20)	
	250m: 3:02.54 (39.07)	300m: 3:40.25 (37.71)		350m: 4:18.52 (38.27)	400m: 4:52.76 (34.24)	
3	Mia MacDonald	13 United Swimming Club	+0.78		4:53.54	+3.21 Q
	50m: 32.79	100m: 1:09.45 (36.66)		150m: 1:46.56 (37.11)	200m: 2:24.00 (37.44)	
	250m: 3:02.14 (38.14)	300m: 3:40.25 (38.11)		350m: 4:18.37 (38.12)	400m: 4:53.54 (35.17)	
4	Olivia Wheeler	13 Pukekohe Swimming Club	+0.58		4:54.83	+4.50 Q
	50m: 32.77	100m: 1:08.82 (36.05)		150m: 1:47.16 (38.34)	200m: 2:25.80 (38.64)	
	250m: 3:05.36 (39.56)	300m: 3:43.35 (37.99)		350m: 4:19.54 (36.19)	400m: 4:54.83 (35.29)	
5	Hayley McIntyre	13 St Paul's Swimming Club			5:07.40	+17.07 Q
	50m: 32.88	100m: 1:09.83 (36.95)		150m: 1:48.25 (38.42)	200m: 2:27.94 (39.69)	
	250m: 3:08.14 (40.20)	300m: 3:48.55 (40.41)		350m: 4:28.94 (40.39)	400m: 5:07.40 (38.46)	

Event official at: 4/20/2022 10:11:14 AM


Event 10, 400m Freestyle Women 14 years - Heat

NZR	4:02.28	Erika Fairweather	NEPOT (NZL)		7/25/2021
18yr NZR	4:04.37	Erika Fairweather	2003 Neptune Swim Club (NZL) Auckland (NZL)		4/5/2022
17yr NZR	4:02.28	Erika Fairweather	2003 OT (NZL)		4/8/2021
16yr NZR	4:07.23	Erika Fairweather	OT (NZL)		2/15/2007
15yr NZR	4:08.78	Erika Fairweather	OT (NZL)		8/23/2019
14yr NZR	4:13.55	Erika Fairweather	OT (NZL)		8/25/2018
13yr NZR	4:27.27	Verity Hicks	CO (NZL)		4/11/2002
JPP QT	4:23.28				


Rank	Name	Age Team	R.T.	FINA	Time	Diff
1	Chloe Peters	14 Hamilton Aquatics	+0.50		4:39.22	Q
	50m: 31.17	100m: 1:05.62 (34.45)		150m: 1:40.73 (35.11)	200m: 2:16.17 (35.44)	
	250m: 2:51.79 (35.62)	300m: 3:27.90 (36.11)		350m: 4:04.11 (36.21)	400m: 4:39.22 (35.11)	
2	Olivia Emmett	14 Matamata Swim Club			4:43.08	+3.86 Q
	50m: 31.34	100m: 1:06.43 (35.09)		150m: 1:42.45 (36.02)	200m: 2:18.66 (36.21)	
	250m: 2:55.13 (36.47)	300m: 3:31.49 (36.36)		350m: 4:08.51 (37.02)	400m: 4:43.08 (34.57)	
3	Olivia Bates	14 Howick Pakuranga	+0.61		4:43.34	+4.12 Q
	50m: 33.41	100m: 1:08.46 (35.05)		150m: 1:45.47 (37.01)	200m: 2:20.88 (35.41)	
	250m: 2:57.79 (36.91)	300m: 3:33.42 (35.63)		350m: 4:09.59 (36.17)	400m: 4:43.34 (33.75)	
4	Alyssa Tapper	14 St Peter's Swimming Club			4:43.76	+4.54 Q
	50m: 31.92	100m: 1:06.28 (34.36)		150m: 1:42.36 (36.08)	200m: 2:18.59 (36.23)	
	250m: 2:55.53 (36.94)	300m: 3:32.46 (36.93)		350m: 4:09.73 (37.27)	400m: 4:43.76 (34.03)	
5	Kate Hurley	14 Napier Aquahawks	+0.73		4:45.51	+6.29 Q
	50m: 32.14	100m: 1:07.61 (35.47)		150m: 1:44.55 (36.94)	200m: 2:20.59 (36.04)	
	250m: 2:58.16 (37.57)	300m: 3:34.64 (36.48)		350m: 4:11.61 (36.97)	400m: 4:45.51 (33.90)	
6	Breeze van Veldhuizen	14 Napier Aquahawks			4:45.78	+6.56 Q
	50m: 32.38	100m: 1:07.70 (35.32)		150m: 1:44.23 (36.53)	200m: 2:21.49 (37.26)	
	250m: 2:57.75 (36.26)	300m: 3:34.86 (37.11)		350m: 4:10.92 (36.06)	400m: 4:45.78 (34.86)	
7	Mae-Ying Reynolds	14 Howick Pakuranga			4:46.45	+7.23 Q
	50m: 32.93	100m: 1:08.98 (36.05)		150m: 1:45.16 (36.18)	200m: 2:22.06 (36.90)	
	250m: 2:58.37 (36.31)	300m: 3:34.67 (36.30)		350m: 4:10.46 (35.79)	400m: 4:46.45 (35.99)	
8	Poppy Walling	14 Napier Aquahawks	+0.65		4:48.83	+9.61 Q
	50m: 32.00	100m: 1:07.34 (35.34)		150m: 1:44.09 (36.75)	200m: 2:21.28 (37.19)	
	250m: 2:58.38 (37.10)	300m: 3:35.77 (37.39)		350m: 4:12.98 (37.21)	400m: 4:48.83 (35.85)	
9	Holly Nelson	14 North Shore Swimming Club	+0.55		4:52.28	+13.06
	50m: 31.61	100m: 1:08.00 (36.39)		150m: 1:44.82 (36.82)	200m: 2:22.59 (37.77)	
	250m: 3:00.15 (37.56)	300m: 3:38.50 (38.35)		350m: 4:16.05 (37.55)	400m: 4:52.28 (36.23)	
10	Jessica Cochran	14 Pukekohe Swimming Club	+0.65		4:52.33	+13.11
	50m: 32.93	100m: 1:08.62 (35.69)		150m: 1:46.13 (37.51)	200m: 2:23.37 (37.24)	
	250m: 3:01.41 (38.04)	300m: 3:38.87 (37.46)		350m: 4:16.97 (38.10)	400m: 4:52.33 (35.36)	
11	Isobella Davoren	14 Mt Maunganui Swimming Club			4:52.60	+13.38
	50m: 32.59	100m: 1:09.21 (36.62)		150m: 1:46.27 (37.06)	200m: 2:24.58 (38.31)	
	250m: 3:01.97 (37.39)	300m: 3:40.19 (38.22)		350m: 4:16.72 (36.53)	400m: 4:52.60 (35.88)	
12	Heidi Roberts	14 Matamata Swim Club	+0.84		4:53.03	+13.81



LiveTiming for Android™



Available on the App Store



12 Erika Roberts		14 Aquabladz NP		15 McKenzie Rowlands	
50m: 32.86	100m: 1:09.16 (36.30)	150m: 1:46.76 (37.60)	200m: 2:24.82 (38.06)	300m: 3:40.52 (37.82)	400m: 4:53.03 (35.41)
250m: 3:02.70 (37.88)		350m: 4:17.62 (37.10)			

Event official at: 4/20/2022 10:11:14 AM

Event 10, 400m Freestyle Women 15 years - Heat

NZR	4:02.28	Erika Fairweather	NEPOT (NZL)		7/25/2021
18yr NZR	4:04.37	Erika Fairweather	2003 Neptune Swim Club (NZL)	Auckland (NZL)	4/5/2022
17yr NZR	4:02.28	Erika Fairweather	2003 OT (NZL)		4/8/2021
16yr NZR	4:07.23	Erika Fairweather	OT (NZL)		2/15/2007
15yr NZR	4:08.78	Erika Fairweather	OT (NZL)		8/23/2019
14yr NZR	4:13.55	Erika Fairweather	OT (NZL)		8/25/2018
13yr NZR	4:27.27	Verity Hicks	CO (NZL)		4/11/2002
JPP QT	4:23.28				

Rank	Name	Age Team	R.T.	FINA	Time	Diff
1	Bella Wansbrough	15 Aquabladz NP	+0.67		4:28.79	Q
	50m: 30.26	100m: 1:04.05 (33.79)	150m: 1:37.80 (33.75)	200m: 2:11.90 (34.10)		
	250m: 2:46.04 (34.14)	300m: 3:20.47 (34.43)	350m: 3:55.07 (34.60)	400m: 4:28.79 (33.72)		
2	Brooke Bennett	15 Vikings Swim Club Inc	+0.62		4:35.49	+6.70 Q
	50m: 31.17	100m: 1:04.88 (33.71)	150m: 1:39.68 (34.80)	200m: 2:15.03 (35.35)		
	250m: 2:50.57 (35.54)	300m: 3:26.15 (35.58)	350m: 4:01.11 (34.96)	400m: 4:35.49 (34.38)		
3	Monique Bartlett	15 Mt Maunganui Swimming Club	+0.67		4:36.49	+7.70 Q
	50m: 30.97	100m: 1:05.33 (34.36)	150m: 1:40.79 (35.46)	200m: 2:16.38 (35.59)		
	250m: 2:52.19 (35.81)	300m: 3:27.02 (34.83)	350m: 4:02.85 (35.83)	400m: 4:36.49 (33.64)		
4	Sophie Hay	15 Hamilton Aquatics			4:38.71	+9.92 Q
	50m: 30.87	100m: 1:05.44 (34.57)	150m: 1:40.43 (34.99)	200m: 2:16.22 (35.79)		
	250m: 2:51.67 (35.45)	300m: 3:28.11 (36.44)	350m: 4:04.09 (35.98)	400m: 4:38.71 (34.62)		
5	Hanna Abdou	15 Jasi Swim Club	+0.66		4:40.61	+11.82 Q
	50m: 31.62	100m: 1:06.26 (34.64)	150m: 1:41.77 (35.51)	200m: 2:17.25 (35.48)		
	250m: 2:53.15 (35.90)	300m: 3:29.44 (36.29)	350m: 4:05.97 (36.53)	400m: 4:40.61 (34.64)		
6	Elizabeth Brennan	15 Phoenix Aquatics	+0.68		4:43.75	+14.96 Q
	50m: 30.87	100m: 1:05.06 (34.19)	150m: 1:41.92 (36.86)	200m: 2:17.88 (35.96)		
	250m: 2:55.13 (37.25)	300m: 3:31.87 (36.74)	350m: 4:08.95 (37.08)	400m: 4:43.75 (34.80)		
7	Arianna Roberts	15 Evolution Aquatics Tauranga	+0.71		4:44.83	+16.04 Q
	50m: 31.55	100m: 1:06.52 (34.97)	150m: 1:43.40 (36.88)	200m: 2:19.71 (36.31)		
	250m: 2:56.48 (36.77)	300m: 3:32.99 (36.51)	350m: 4:09.76 (36.77)	400m: 4:44.83 (35.07)		
8	Danielle Asiata	15 Howick Pakuranga	+0.55		4:47.25	+18.46 Q
	50m: 31.89	100m: 1:07.09 (35.20)	150m: 1:42.19 (35.10)	200m: 2:18.46 (36.27)		
	250m: 2:55.24 (36.78)	300m: 3:32.89 (37.65)	350m: 4:10.32 (37.43)	400m: 4:47.25 (36.93)		
9	Alexandra Marshall	15 Tasman Swim Club	+0.65		4:50.66	+21.87
	50m: 32.42	100m: 1:07.71 (35.29)	150m: 1:44.28 (36.57)	200m: 2:21.57 (37.29)		
	250m: 2:58.76 (37.19)	300m: 3:36.85 (38.09)	350m: 4:14.14 (37.29)	400m: 4:50.66 (36.52)		
10	Catherine Sonerson	15 Pirates Swim Team	+0.60		4:52.11	+23.32
	50m: 31.21	100m: 1:05.75 (34.54)	150m: 1:43.02 (37.27)	200m: 2:20.86 (37.84)		
	250m: 2:59.19 (38.33)	300m: 3:36.83 (37.64)	350m: 4:15.54 (38.71)	400m: 4:52.11 (36.57)		

Event official at: 4/20/2022 10:11:14 AM

Event 10, 400m Freestyle Women 16 years - Heat

NZR	4:02.28	Erika Fairweather	NEPOT (NZL)		7/25/2021
18yr NZR	4:04.37	Erika Fairweather	2003 Neptune Swim Club (NZL)	Auckland (NZL)	4/5/2022
17yr NZR	4:02.28	Erika Fairweather	2003 OT (NZL)		4/8/2021
16yr NZR	4:07.23	Erika Fairweather	OT (NZL)		2/15/2007
15yr NZR	4:08.78	Erika Fairweather	OT (NZL)		8/23/2019
14yr NZR	4:13.55	Erika Fairweather	OT (NZL)		8/25/2018
13yr NZR	4:27.27	Verity Hicks	CO (NZL)		4/11/2002
JPP QT	4:23.28				

Rank	Name	Age Team	R.T.	FINA	Time	Diff
1	Summer Osborne	16 North Shore Swimming Club	+0.66		4:32.47	Q
	50m: 30.77	100m: 1:04.30 (33.53)	150m: 1:39.38 (35.08)	200m: 2:13.32 (33.94)		
	250m: 2:48.36 (35.04)	300m: 3:22.81 (34.45)	350m: 3:58.82 (36.01)	400m: 4:32.47 (33.65)		
2	Talitha McEwan	16 Evolution Aquatics Tauranga	+0.71		4:32.76	+0.29 Q
	50m: 30.57	100m: 1:04.09 (33.52)	150m: 1:38.53 (34.44)	200m: 2:12.91 (34.38)		
	250m: 2:48.26 (35.35)	300m: 3:22.92 (34.66)	350m: 3:58.54 (35.62)	400m: 4:32.76 (34.22)		
3	Eva Allan	16 United Swimming Club	+0.75		4:33.22	+0.75 Q
	50m: 31.27	100m: 1:04.90 (33.63)	150m: 1:39.91 (35.01)	200m: 2:14.71 (34.80)		
	250m: 2:49.51 (34.80)	300m: 3:24.11 (34.60)	350m: 3:59.09 (34.98)	400m: 4:33.22 (34.13)		
4	Milana Tapper	16 St Peter's Swimming Club	+0.60		4:33.38	+0.91 Q
	50m: 30.92	100m: 1:04.83 (33.91)	150m: 1:40.09 (35.26)	200m: 2:14.83 (34.74)		
	250m: 2:50.10 (35.27)	300m: 3:25.05 (34.95)	350m: 4:00.07 (35.02)	400m: 4:33.38 (33.31)		
5	Neve Tassicker	16 Nga Tai Tuatea a Taraika	+0.77		4:35.05	+2.58 Q
	50m: 31.70	100m: 1:06.11 (34.41)	150m: 1:41.39 (35.28)	200m: 2:15.84 (34.45)		
	250m: 2:50.97 (35.13)	300m: 3:25.90 (34.93)	350m: 4:00.73 (34.83)	400m: 4:35.05 (34.32)		
6	Olivia Sweetman	16 Howick Pakuranga	+0.79		4:39.79	+7.32 Q
	50m: 31.15	100m: 1:04.99 (33.84)	150m: 1:40.11 (35.12)	200m: 2:15.61 (35.50)		
	250m: 2:51.60 (35.99)	300m: 3:28.01 (36.41)	350m: 4:04.00 (35.99)	400m: 4:39.79 (35.79)		
7	Kate Wheeler	16 Pukekohe Swimming Club	+0.70		4:40.81	+8.34 Q
	50m: 31.07	100m: 1:05.00 (33.93)	150m: 1:40.14 (35.14)	200m: 2:15.80 (35.66)		
	250m: 2:52.14 (36.34)	300m: 3:28.68 (36.54)	350m: 4:05.19 (36.51)	400m: 4:40.81 (35.62)		
8	Amelia Black	16 Waverley Swimming Club	+0.59		4:40.86	+8.39 Q
	50m: 30.92	100m: 1:04.24 (33.32)	150m: 1:38.91 (34.67)	200m: 2:14.92 (36.01)		
	250m: 2:51.50 (36.58)	300m: 3:28.17 (36.67)	350m: 4:04.52 (36.35)	400m: 4:40.86 (36.34)		
9	Tara Shotter	16 Aquabladz NP			4:41.57	+9.10
	50m: 30.47	100m: 1:05.04 (34.57)	150m: 1:40.15 (35.11)	200m: 2:16.21 (36.06)		
	250m: 2:52.16 (35.95)	300m: 3:29.12 (36.96)	350m: 4:05.39 (36.27)	400m: 4:41.57 (36.18)		
10	Lena Hamblyn-Ough	16 Coast Swimming Club	+0.60		4:43.00	+10.53
	50m: 32.21	100m: 1:07.64 (35.43)	150m: 1:43.56 (35.92)	200m: 2:19.44 (35.88)		
	250m: 2:55.66 (36.22)	300m: 3:31.54 (35.88)	350m: 4:08.27 (36.73)	400m: 4:43.00 (34.73)		
11	Charlotte Gibbs	16 Tawa Swimming Club	+0.48		4:47.77	+15.30
	50m: 30.68	100m: 1:06.06 (35.38)	150m: 1:42.11 (36.05)	200m: 2:19.87 (37.76)		
	250m: 2:56.58 (36.71)	300m: 3:35.03 (38.45)	350m: 4:11.64 (36.61)	400m: 4:47.77 (36.13)		
12	Armani Tohaia	16 Pukekohe Swimming Club	+0.69		4:52.88	+20.41
	50m: 31.92	100m: 1:06.49 (34.57)	150m: 1:43.24 (36.75)	200m: 2:19.96 (36.72)		
	250m: 2:57.82 (37.86)	300m: 3:35.68 (37.86)	350m: 4:15.19 (39.51)	400m: 4:52.88 (37.69)		

Event official at: 4/20/2022 10:11:14 AM

Event 10, 400m Freestyle Women 17-18 years - Heat

NZR	4:02.28	Erika Fairweather	NEPOT (NZL)		7/25/2021
18yr NZR	4:04.37	Erika Fairweather	2003 Neptune Swim Club (NZL)	Auckland (NZL)	4/5/2022

17yr NZR	4:02.28	Erika Fairweather	2003 OT (NZL)	4/8/2021
16yr NZR	4:07.23	Erika Fairweather	OT (NZL)	2/15/2007
15yr NZR	4:08.78	Erika Fairweather	OT (NZL)	8/23/2019
14yr NZR	4:13.55	Erika Fairweather	OT (NZL)	8/25/2018
13yr NZR	4:27.27	Verity Hicks	CO (NZL)	4/11/2002
JPP QT	4:23.28			

Rank	Name	Age Team	R.T.	FINA	Time	Diff
1	Keira Allott	17 Evolution Aquatics Tauranga	+0.79		4:22.18	Q
	50m: 30.24	100m: 1:03.44 (33.20)	150m: 1:36.91 (33.47)	200m: 2:10.52 (33.61)		
	250m: 2:43.59 (33.07)	300m: 3:17.13 (33.54)	350m: 3:50.23 (33.10)	400m: 4:22.18 (31.95)		
2	Laura Littlejohn	17 St Paul's Swimming Club	+0.66		4:26.71	+4.53 Q
	50m: 30.34	100m: 1:04.31 (33.97)	150m: 1:38.10 (33.79)	200m: 2:12.20 (34.10)		
	250m: 2:46.08 (33.88)	300m: 3:20.04 (33.96)	350m: 3:53.56 (33.52)	400m: 4:26.71 (33.15)		
3	Emilia Finer	17 Dargaville Swim Club	+0.68		4:37.65	+15.47 Q
	50m: 32.16	100m: 1:06.28 (34.12)	150m: 1:41.54 (35.26)	200m: 2:16.95 (35.41)		
	250m: 2:52.43 (35.48)	300m: 3:27.94 (35.51)	350m: 4:03.70 (35.76)	400m: 4:37.65 (33.95)		
4	Pippa Nicol	17 Capital Swim Club	+0.58		4:40.11	+17.93 Q
	50m: 31.19	100m: 1:05.86 (34.67)	150m: 1:40.88 (35.02)	200m: 2:17.06 (36.18)		
	250m: 2:52.79 (35.73)	300m: 3:29.10 (36.31)	350m: 4:04.87 (35.77)	400m: 4:40.11 (35.24)		
5	Brooke Miles	17 Nga Tai Tuatea a Taraika	+0.59		4:41.94	+19.76 Q
	50m: 30.80	100m: 1:04.80 (34.00)	150m: 1:39.88 (35.08)	200m: 2:15.91 (36.03)		
	250m: 2:51.87 (35.96)	300m: 3:28.77 (36.90)	350m: 4:05.86 (37.09)	400m: 4:41.94 (36.08)		
6	Samantha Fowler	17 Pirates Swim Team	+0.65		4:43.95	+21.77 Q
	50m: 31.60	100m: 1:06.40 (34.80)	150m: 1:42.13 (35.73)	200m: 2:18.28 (36.15)		
	250m: 2:54.63 (36.35)	300m: 3:31.59 (36.96)	350m: 4:08.96 (37.37)	400m: 4:43.95 (34.99)		
7	Maia Adams	17 Raumati Swimming Club	+0.49		4:47.03	+24.85 Q
	50m: 32.61	100m: 1:08.94 (36.33)	150m: 1:46.35 (37.41)	200m: 2:23.56 (37.21)		
	250m: 3:00.19 (36.63)	300m: 3:36.22 (36.03)	350m: 4:12.36 (36.14)	400m: 4:47.03 (34.67)		
8	Caitlin Close	18 Pirates Swim Team	+0.71		4:49.66	+27.48 Q
	50m: 32.30	100m: 1:07.45 (35.15)	150m: 1:44.33 (36.88)	200m: 2:20.98 (36.65)		
	250m: 2:58.51 (37.53)	300m: 3:35.70 (37.19)	350m: 4:12.95 (37.25)	400m: 4:49.66 (36.71)		
9	Lily Cooney	18 Mt Maunganui Swimming Club	+0.49		4:49.96	+27.78
	50m: 31.33	100m: 1:05.37 (34.04)	150m: 1:41.20 (35.83)	200m: 2:17.84 (36.64)		
	250m: 2:55.09 (37.25)	300m: 3:33.17 (38.08)	350m: 4:11.93 (38.76)	400m: 4:49.96 (38.03)		
10	Sophie Buchanan	17 Pirates Swim Team	+0.71		4:50.84	+28.66
	50m: 32.60	100m: 1:09.18 (36.58)	150m: 1:46.52 (37.34)	200m: 2:24.11 (37.59)		
	250m: 3:01.04 (36.93)	300m: 3:38.32 (37.28)	350m: 4:15.36 (37.04)	400m: 4:50.84 (35.48)		
11	Meg McLaughlan	18 Kiwi ASC	+0.69		4:55.57	+33.39
	50m: 32.57	100m: 1:08.53 (35.96)	150m: 1:46.07 (37.54)	200m: 2:23.24 (37.17)		
	250m: 3:01.29 (38.05)	300m: 3:38.69 (37.40)	350m: 4:17.18 (38.49)	400m: 4:55.57 (38.39)		
12	Nia Wallace	18 Coast Swimming Club			6:32.46	+2:10.28 S7
	50m: 43.82	100m: 1:31.79 (47.97)	150m: 2:22.34 (50.55)	200m: 3:12.54 (50.20)		
	250m: 4:03.76 (51.22)	300m: 4:53.30 (49.54)	350m: 5:43.79 (50.49)	400m: 6:32.46 (48.67)		

Event official at: 4/20/2022 10:11:14 AM

2022-04-20 10:11:30 Datahandling: WinGrodan 2.9 Licensed to: Swimming New Zealand

[RSS Feed](#) | [Kontakt](#) | [Integritetspolicy](#)

© Copyright 2013 IC Control Media & Sport